

Tuesday 23rd February: **RECEPTION**

LO: I can use the 'ar' sound

Write the correct sounds in the boxes to make the word. Remember, a digraph goes in only one box!



b		
---	--	--



		k
--	--	---



--	--



--	--	--















--	--	--

Writing

Write your weekend/half term news on the sheet in the pack. Try to give as much detail as you can!

Tuesday 23rd February: **YEAR 1**

LO: I can use the phoneme 'ea'

wheat	speak	beach	jeans	peach	seagull
tea	leaf	dream	meat	teapot	east
					
					
					
					

Writing

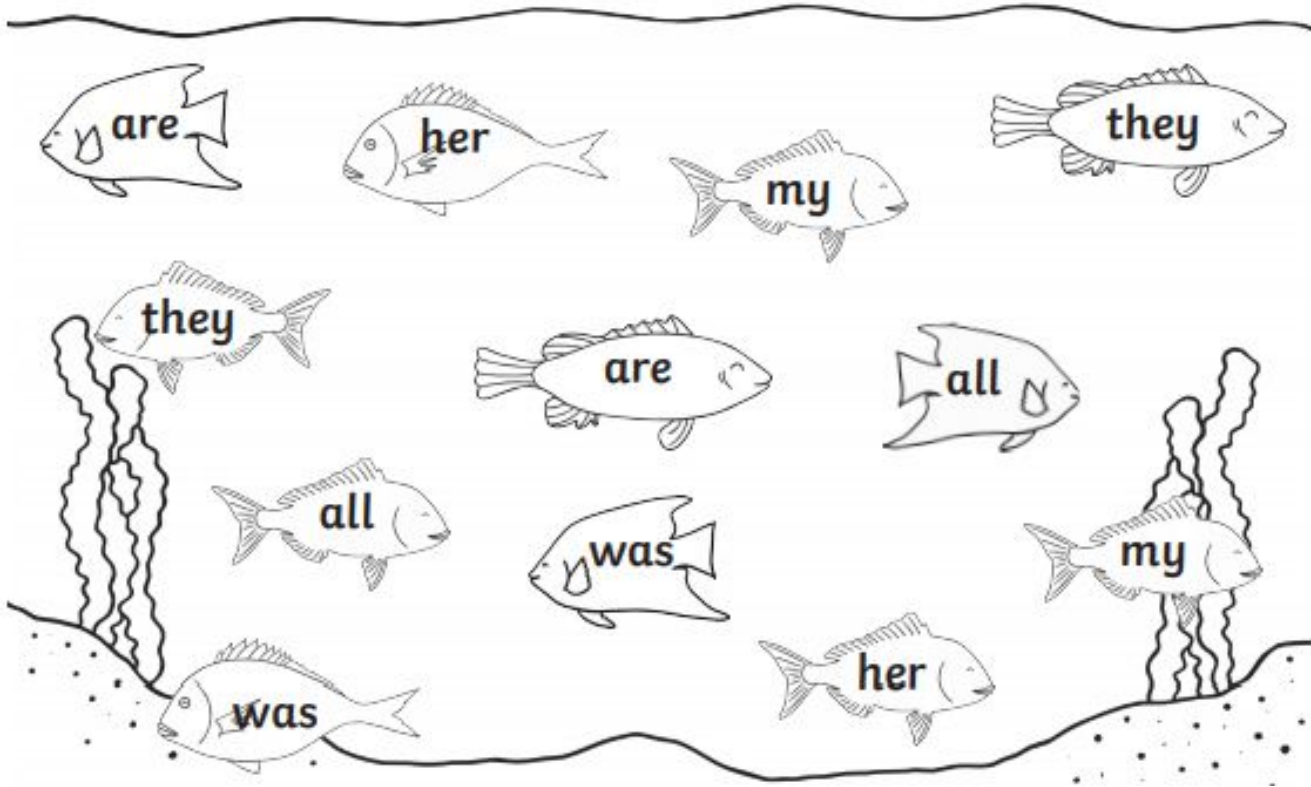
Write your weekend/half term news on the sheet in the pack. Try to give as much detail as you can!

Wednesday 24th February: **RECEPTION**

LO: I can read and write some tricky words

Read the tricky words and colour the fish!

are=red my=blue her=yellow all=green was=orange they=purple



Writing

Choose the right tricky words to fill in the spaces in the sentences below.

1. The fish _____ in the sea.
2. _____ fish have gills.
3. Jen keeps _____ fish in a tank.
4. Her fish is bigger than _____ fish.

Challenge: use some of the tricky words to build your own sentence about fish!

Wednesday 24th February: **YEAR 1**

LO: I can use the phoneme 'ey'


Add the phoneme 'ey' to the ends of these words and draw a picture for each

m o n


h o n

m o n k


Write the words for each of these pictures (a digraph goes in 1 box)



--	--	--	--	--



--	--	--	--



--	--	--	--	--

Writing:

We use 'bossy verbs' to give instructions or orders (like 'Eat your peas!')







Can you write some instructions? E.g. Tidy your room! Go to bed! Come over here!

Thursday 25th February: **RECEPTION**

LO: I can read and write using the consonant blend 'sp'

Find the right word for the pictures and copy the words underneath the pictures.

spider	spots	spade	spy	spaghetti	spill
spaceship	spoon	spin	spear	sponge	spring

Writing

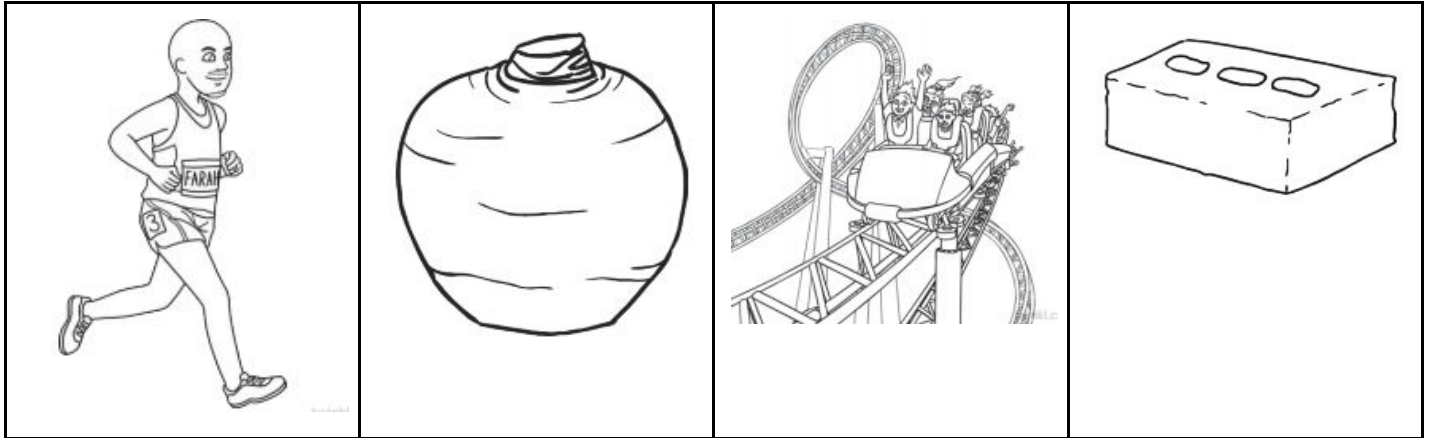
Look at these words beginning with S. Some of them need a capital letter because they are names. Can you write the names with capital letters added?

sam	sun	spud	sara	sprint	sid
snug	splint	stanley	steve	summer	swim

Thursday 25th February: **YEAR 1**

LO: I can use the phoneme 'e-e'

Match the pictures to the words



theme park

concrete

athlete

Swede

Reading: circle all the words with the e-e digraph (e.g. Pete)

To Pete,

I had the best evening. Can I tell you all about it?

I went to a theme park. The rollercoaster was extreme! We went up so high. It made my dad feel sick and he had to rest on the concrete floor!

Then, we had Cantonese food for tea. We had egg rolls that made me say, "YUM!" My sister says that Japanese food is better but I disagree.

Will you come with us next time, Pete?

Hugs from,

Eve xxx



1. Who is the letter to?
2. Where was the rollercoaster?
3. What food did Eve like?

Monday 1st March: **RECEPTION**

LO: I can read and write using the consonant blend 'st'

Roll and read!

	stair	stamp	stand	start	steep
	stand	stamp	steep	step	stop
	steep	stand	start	steep	step
	start	start	stand	stamp	steep
	start	stamp	start	steep	stand
	stand	start	stop	start	stamp

Writing:

Finish these instructions for 'Simon Says' using some of the words from the table above

_____ your feet!

_____ up!

_____ jumping!

_____ to the left!

_____ jumping!

Now play a game of Simon Says with someone!

Monday 1st March: **YEAR 1**

LO: I can use the phoneme 'ie' (as in field)

Complete the words to match the pictures.





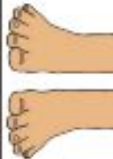










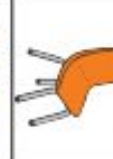







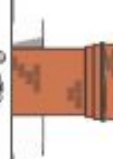









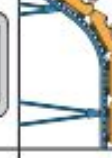








f _ _ _ _

_ _ i e _ _

c h _ _ _

t _ _ _ f

You know quite a few different ways to write the 'ee' sound: ea, ey, e-e and ie. On the next page is a table for you to fill out using words with all these sounds! Do as much as you can.

ee		ea		ey		e-e		y	
									
									
									
									
									

Tuesday 2nd March: **RECEPTION**

LO: I can read and write using the consonant blend 'sw'

Find the 'sw' words in the wordsearch

s	w	i	n	g	t
w	s	w	i	m	e
o	s	w	i	l	l
o	s	w	e	e	p
p	s	t	a	t	y
r	a	w	p	g	o

swing
swoop
swim
sweep
swag
swill

Writing

Write your news on the sheet in the pack. Try to give as much detail as you can!

Tuesday 2nd March: **YEAR 1**

LO: I can use the phoneme 'i-e' (as in 'time')

Find the i-e words in the puzzle!

u i a p x e l k r a p q
v p o x d r c o d m r g
b z o r a z w a n p i l
b o c k v p p a m a z i
p w k e m e r b p m e d
m h l t b u i n s i d e
p i s i l e d i r t s m
s t k k v b o a c r n m
z e m i a u r e y n q k
r j f e x e d i l s f g
i f w t l o r k h i x l
l r p y t i d e v r k h

white
tide
slide
bike
glide

five
kite
prize
inside
stride

Writing:

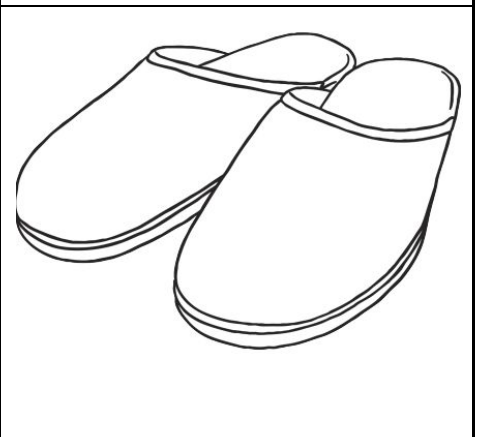

Write your news on the sheet in the pack. Try to give as much detail as you can!

Wednesday 3rd March: **RECEPTION**

LO: I can read and write using the consonant blend 'sl'

Find the right word for the pictures and copy the words underneath the pictures

slipper	sleep	slap	slam	slim
sleet	slat	slug	slip	slack



Speaking:

Create a tongue-twister using 'sl' and 'sw' words! You could use the words from today's lesson and yesterday's lesson. See how fast you can say your tongue-twister!

E.g. Sam swims with slugs in his slippers!

Wednesday 3rd March: YEAR 1

LO: I can use the phoneme 'ie' (as in 'tie')

Key



Real Words



Nonsense Words

zie	cried	replied	clie
die	grie	stied	lie
briem	siep	tried	jie
swied	tied	blied	tie
fried	pieb	spied	pie

Writing:


Use the postcard template on the next page to write a postcard to a friend/family member to tell them what you have been doing recently, just like Jack's postcard from 'The Jolly Postman'

POSTCARD

DEAR GIANT BIGG,
HAVING A NICE TIME - ME, MY MUM AND YOUR HEN WHAT LAYS THE GOLDEN EGGS. (IT'S BETTER THAN TRAVELLER'S CHEQUES.) SAW A BLOKE AS WE WAS FLYING DOWN - HE WAS BIGGER THAN YOU! I'VE TOOK NOTE OF HIS ADDRESS. TAKE CARE OF YOURSELF - AND YOUR TALKING HARP - I'LL BE BACK FOR THAT ONE OF THESE DAYS, I SHOULDN'T WONDER.
BYE FOR NOW - YOUR (VERY) LITTLE PAL,
JACK

ATTACH STAMP HERE

OUR COURIERS ARE ALWAYS AT YOUR SERVICE
MAGIC CARPET TOURS










































--	--	--	--	--

twinkl.com



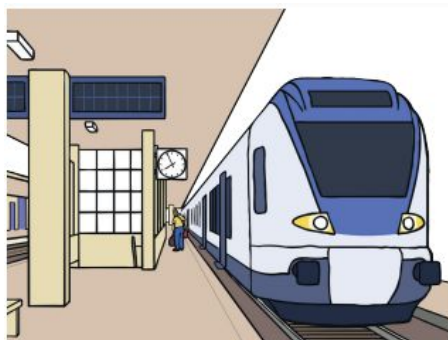
Thursday 4th March: RECEPTION

LO: I can read and write using the consonant blend 'tr'

START	 truck	 trek	 trade	 trap	 trip	 track
 tree	 trick		 true	 tram		 trick
 tray	 track		 troll	 trim		 truck
 tread	 trip		 trice	 trill		 trek
 treat	 trap		 trust	 trail		 trade
 train	 tram		 tree	 train		 true
 trail	 trill	 trim	 tray	 tread	 treat	FINISH

Roll a die, read, and see who wins the game!

Reading:



Circle all the words with the 'tr' sounds

Dora and Dan took a trip on the train. They had on trainers to trot down the track to the train. They went across the road to avoid the traffic and then stood waiting for the train.

"It's so good to travel," said Dora as they got on the train.

Thursday 4th March: **YEAR 1**

LO: I can use the alternative spelling of igh using i (as in 'mind') or y (as in 'fly')

We have now learnt several ways to spell the 'igh' sound (igh / ie / i-e/ i / y). See if you can write the words for the picture clues below!



ch _ _ _



_ _ _



l _ _ _ _



s _ _



b l _ _ _



s _ _ _ _



f _ _ d



c _ _



f _ _



t _ _ _



d _ e



r _ _ _ _ _

Writing

Write some silly sentences using the words above.

E.g. :It is time to fry the child!